



JOHAN KOLEBERG DRUM RECORDING & ZOURMAN DRUMS 101DRUMS SNARE FAMILY SAMPLES FOR 2BOX™ DRUMIT FIVE & DRUMIT THREE MODULE

We'd first like to take a moment to thank you for purchasing the Zourman Drums/Johan Koleberg 101Drums Snare Sample!

The **101Drums** Snare Samples are the result of a collaboration between Zourman Drums and **Johan Koleberg**, an experienced drummer with a past in Wolf, Therion, Hammerfall, Randy Piper's Animal from W.A.S.P and an endorser of the Swedish snare drum manufacturer **101Drums**.



101Drums is a Swedish fast-growing company that specializes in making drum shells and snare drums out of a specially treated wood-fibre material. The shells are designed to be impervious to extreme weather changes and moisture. The resulting sound is intended to be deep and round - optimal for rock drummers!

Zourman Drums has for some time been producing drum samples especially for the 2box™ drum modules. Prior to the 101Drums Snare Samples, we released a 1920s Ludwig Black Beauty snare sample custom sound library it in 2box file format - DSND!

Our latest collection brings together Zourman Drums' 2box knowledge, a fantastic sounding snare and Johan Koleberg's drum recordings in a great pack of snare samples. The custom samples are now released as a Zourman drum sampling product and customers can buy it as a download at the www.zourman.com site.

Johan also got the chance to sample one more 101Drums signature snare belonging to the famous Swedish drummer, **Jamie Borger** (Treat, Secret Service, Talisman).

This release of the snare package is designed for DrumIt Three (3 zones) but do also work with DrumIt Five™. (You only need to manually choose rimshot or x-stick sound)

101Drums Snares Background

101 Drums is a Swedish company that specializes in making drum shells and snare drums out of a specially treated wood-fibre material. The shells are designed to be impervious to extreme weather changes and moisture. They're lightweight, but can boast sonic properties comparable to a typical 6- or 10-ply wood drum. The raw shells are cured in an oven(baked) and use lacquer as binding instead of glue, which makes them very durable while also eliminating tension within the woodfibre. The resulting sound is intended to be deep and round but also provide a very high volume - just perfect for hardrock and pop. Snares are currently available in 4.5x14, 5.5x14, 6x14, 6.5x14, 7x14, and 8x14 sizes, but the shells can be custom ordered with 4" to 54" diameters.



About the snare samples

The sample pack includes a couple of different 'flavours' of two snare samples:

- 101 White Diamond – Johan Koleberg's signature snare, 14x7"
- 101 Blue Diamond - Jamie Borger's signature snare, 14x6"

Each snare includes about 140-144 hits consisting of head, rim and Xstick sounds with different velocity. These drum hits are mixed into three different acoustic treatments for each snare - from Dry to Wet.

re samples for Drumlt Five & Three		Head/Rimshot/Cross Head/Rimshot
White Diamond 14x7 Semi Dry with Rimshot + Crosstix	ZD_101White.dsnd	82+32+32 26.3
White Diamond 14x7 Dry with Rimshot + Crosstix	ZD_101White_Dry.dsnd	82+32+32 25.8
White Diamond 14x7 Wet with Rimshot + Crosstix	ZD_101White_Wet.dsnd	82+32+32 29.9
Blue Diamond 14x6.5 Semi Dry with Rimshot + Crosstix	ZD_101BLUE.dsnd	80+32+32 31.6
Blue Diamond 14x6.5 Dry with Rimshot + Crosstix	ZD_101BLUE_Dry.dsnd	80+32+32 29.5
Blue Diamond 14x6.5 Wet with Rimshot + Crosstix	ZD_101BLUE_Wet.dsnd	80+32+32 28.9

Recording environment & equipment Drums Heads & Drumsticks

- Evans Heavyweight heads was used on White Diamon Sample and Evans UV 1 on Blue Diamond as the batter head.
- Sticks used were Wincent drumsticks.

The tuning of the snare

We tuned the snare to a quite high pitch to capture its distinctive tone. The snare has an excellent ringing edge tone from the metal shell. It can be detuned in 2box Editor to different pitches. All hits were done in centre of the snare to create the hard and "open" sound perfectly suited to rock sounds.

Microphones

Snare Top

- Audix i5

Snare Bottom

- Audix i5

Overhead

- Audix ADX 51

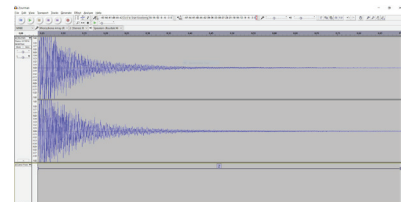
Ambience Front, Rear and Room

- G4M R1, Audix D2, Audix D4, AKG D112. All together we used 11 ambient microphones.

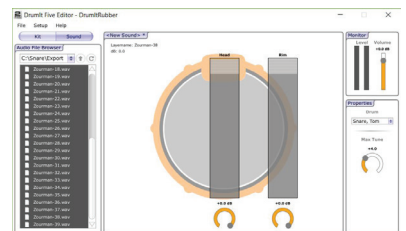
Sampling & processing information:

The sampling process included hits from light to hard – a process we repeated five times - 80 hits in total on the snare head. This created a whole library with hit variations. Then, we added 16 edge hits and re-peated – creating 32 edge hits. We did the same for cross-stick hits. Altogether, we created a library of about 144 hits per snare sound.

All sampling was done at 44.1 KHz with 24 bits in Logic Pro X. The microphones were routed through Roland UA-1610 STUDIO-CAPTURE USB 2.0 Audio Interface. The sounds were then bounced in four stereo channels [Snare Top, Bottom, OH, Ambience/Room] in 2box format - 16 bits, 44,1 Khz. All channels were then remixed using Logic Pro X.



The sounds were then automatically “transient chopped” into separate .wav files to create sound layers using Audacity. All wave files were then compiled using the 2box DrumIt Editor 1.06 to create the dsnd files. The 2box DrumIt Editor is a more advanced tool than it appears on the surface. It can handle up to 127 different layers and automatically indexes the layers based on peak amplitude. If two layers have the same amplitude, the software compensates this by raising one of them 0.1dB in amplitude. The 1.06 editor supports handling of three-zone snares.



The snare was recorded without any added EQ or effects. However, to produce more room feeling (perfect when using the snare in PA environment for live performance), we created the snare sound with three different room characteristics: dry, middle dry and big room.

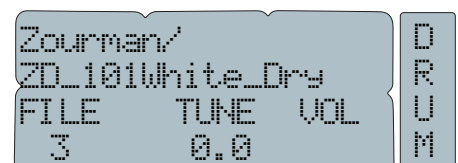
The original drum room at Johan Koleberg’s recording studios was around 4x5x2.5m plus hall and stairs, so the actual room environment was a bit limited. To create a real “room feeling”, the plugin Logic Pro Space Designer was used and a slightly modified room environment preset created.

Used room settings & microphone dimensions.

- Dry: (Recording Studio room is 4x5x2.5m) + Upper & Under
- Semi DRY: (Recording Studio room is 4x5x2.5m) + OH, Upper & Under & Ambience
- Wet: Logic Pro X Space Designer 1,8s Room Reverb on Ambience and OH.

Installation

All sample files are packed in zip format. You will need to unzip them before you load the DSND files into the DrumIt Five/Three module. Please note: for using 3 zone snares on DrumIt Three - a Piezo/Switch/Switch e-pad like Yamaha is required or using two input channels on DrumIt Five or Three. When DrumIt Five/Three module is connected to a computer (PC or Mac) via USB, it acts like a conventional external mass storage device. In order to simplify the handling of the files, note that the folders of the DrumIt Five/Three can contain both sound files and KIT files. You can change the folder structure according to your own needs and preferences and give the file storage system your personal structure. Copy the new ZD_101XXX_XXX.dsnd files to the module memory or SD card. When you have connected your 2box module to USB or if an external SD card is accessible, you can copy them anywhere in the folder and file structure on the module and your 2box module will find them, like \Snare\3zone.



Choose your new snare sound on the 2box module

When selecting sounds in your 2box module, please look for the folder in which you installed the dsnd files. Use the pagedown button in the Kit Mode to the DRUM page, hit the snare button or drum to see or change the snare sound to the 101Drums Snare. (The volume can slightly be adjusted to fit your other drums in the kit). For DrumIt Five, two of the three zone sounds can be selected by alternating the +++ to +-+ etc. on the ENV page. (one page down from the DRUM page)



Credits

Johan Koleberg, Ola & Paul at 101Drums for fantastic support and interest, Jamie Borger, Allan Leibowitz at digitalDrummer, 2box and all users at the unofficial 2box forum.



Links

- <https://oneonedrums.com>
- <https://www.facebook.com/kolebergdrumrecording>
- <http://www.2box.se>
- <http://www.2box-forum.com>
- <https://www.zourman.com>

digitalDrummer
www.digitaldrummermag.com

Copyright & Trademarks

Copyright © 2019 Zourman.com/Johan Koleberg Recording Studios. All rights reserved. No part of this publication may be reproduced in any form without the written permission of Zourman Drums. 2box and DrumIt Five & Three are trademarks owned by 2box AB. All other trademarks and registered trademark used in this manual are the property of their respective owners and are mentioned for reference and identification purposes only.

Please do not condone to illegal sharing or violation of intellectual property by sharing this samples.

More information

Website: <http://www.zourman.com> or email address: info@zourman.com
FB: <http://www.facebook.com/zourmandrums>

This manual can be downloaded from [zourman.com](http://www.zourman.com)