



ZOURMAN DRUMS SAMPLES

LUDWIG BLACK BEAUTY 1920s SNARE FOR 2BOX™ DRUMIT FIVE, DRUMIT THREE/FIVE MKII MODULE

We'd first like to take a moment and thank you for purchasing a Zourman Product!

The 2box module has become popular among e-drummers, mostly for its real samples and open-source approach. At Zourman Drums, the focus has been to create products which enhance the 2Box module. Our first product enabled 2box owners to use existing non-2box hi-hats and the following product allowed non-2box three-zone rides to work with the 2box module - particularly from the popular Roland range. Our conversion modules combine the best of both worlds: the Roland hi-hats and three-zone rides together with the 2box module.

To extend the Zourman Drums offerings, we are now turning our attention to a custom sound library of samples for 2box. With the 2box open sound source approach for sampled sounds, we were able to create a sample package based on a great snare and release it in 2box file format - DSND!

Our samples are the result of a joint venture project with Jouni Niemi, owner of [Big Jambo Studios](#), who has been a part of the 2box family since 2009 when he designed many of the factory sounds found in the DrumIt Five module.

Together, 2box knowledge, a legendary snare, unique microphones, unique drum studio and pure hard work, we aimed to create the best snare samples in the world! The snare sample is now released as the first Zourman drum sampling product and new customers can buy it as a download at the www.zourman.com site.

The first release of the snare package was designed for DrumIt Five but a new package was released in May 2018 which also includes support for DrumIt Three and the new 3 zone function. (These sounds also works on Five - but you need to manually choose Rimshot or Crosstix sound. A flavour of the snare sample can also be found in the DrumIt Three factory library, **ZD BB Dow Dry RSC** which Zourman Drums has authorized 2box to use. Read more about it in the [QuickStart Manual for Three](#) from 2box.

A new release of the package was posted in march-2020 (Called V2) where we have remixed and optimized the snare for 3 zones.

Historical Background: Ludwig Black Beauty Snare 1920s.

This 14x6.5" **Super-Ludwig Deluxe/Inspiration** model is produced somewhere between 1924-1930. A couple of signs indicates that this legendary snare was a preproduction to a special artist. The series was called Black Beauty because of the black shell finish (often with engravings) and is today well known to all drummers as the de-facto standard among drummers in the world. The drum is constructed from a single sheet of brass/nickel that is machined into a seamless beaded shell.



Jouni bought the 14x6.5" snare from the legendary drumshop Pro DrumShop at Vine Street in Hollywood in 2009 for a fortune. According to Pro DrumShop, the snare had been left by the owner to be sold on consignment. The owner who left it was the legendary Drum Doctor, Ross Garfield. Ross is a well-known drum technician and supplier of drum equipment for some of the best-known bands in the world. We can only speculate where this rare snare was been used when Ross owned it and during the time since 1920s. What we do know is that this snare showed up in Sweden and at Big Jambo Studios! This particular snare has been used by the Toontrack on the Vintage SDX pack. Jouni describes this solid metal shell snare drum as "providing a warm, round metallic tone..."

About the snare sample

This sample of the Black Beauty snare was initially designed for 2box DrumIt Five and was updated in May 2018 to include support for DrumIt Three's 3 zone snare functionality. The sample pack includes a couple of different 'flavours' of the snare. All sample files are packed in zip format. You will need to unzip them before you load the DSND files into the DrumIt Five/Three module. Please note: for using 3 zone snares on DrumIt Three - a Piezo+Switch +Switch e-pad is required.

Instrument	Filename	No. of Layers	Size (MB)
3 Zone snare samples for DrumIt Three			
Ludwig Black Beauty 1920s Semi Dry with Rimshot + Crosstix	ZD_BB_Sem_Dry_3Z.dsnd	123+64+37	47.8
Ludwig Black Beauty 1920s Dry with Rimshot + Crosstix	ZD_BB_Sup_Dry_3Z.dsnd	123+64+37	46.5
Ludwig Black Beauty 1920s WET with Rimshot + Crosstix	ZD_BB_Sup_Wet_3Z.dsnd	123+64+37	47.8
Ludwig Black Beauty 1920s SEMI DRY RETRO COLOR with Rimshot + Crosstix	ZD_BB_Eff_3Z.dsnd	122+67+40	41.1
Ludwig Black Beauty 1920s Down RETRO COLOR with Rimshot + Crosstix	ZD_BB_Dow_Eff_3Z.dsnd	122+67+40	41.1
Ludwig Black Beauty 1920s DRY RETRO COLOR with Rimshot + Crosstix	ZD_BB_Eff_Dry_3Z.dsnd	122+67+40	43.4
* Ludwig Black Beauty 1920s Down DRY with Rimshot/Crosstix	ZD_BB_Dow_Dry_RSC.dsnd	119+56+16	39.3
* Only available on 2box DrumIt Three factory installed library			

the file storage system your personal structure. Copy the new ZD_BB_XXX_XXX_3Z.dsnd files to the module memory or SD card. When you have connected your 2box module to USB or if an external SD card is accessible, you can copy them anywhere in the folder and file structure on the module and your 2box module will find them, like \Snare\3zone.

Choose your new snare sound on the 2box module

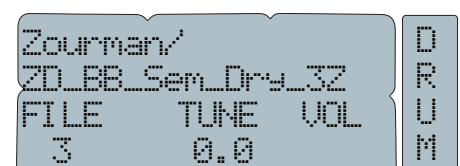
When selecting sounds in your 2box module, please look for the folder you installed the dsnd files. Use the pagedown button in the kit mode to the DRUM page, hit the snare button or drum to see or change the snare sound to the Black Beauty Snare. (The volume can slightly be adjusted to fit your other drums in the kit). For DrumIt Five, two of the 3 zone sounds can be selected by

alternating the +++ to +-+ etc on the ENVY page. (one page down from the DRUM page)

LUDWIG BLACK BEAUTY 1920s SNARE SAMPLE for DrumIt Three Version 1.4 [March 2020]

Installation

The DrumIt Five/Three module can be connected to a computer (PC or Mac) via USB and then acts like a conventional external mass storage device. In order to simplify the handling of the files, note that the folders of the DrumIt Five/Three can contain both sound files and KIT files. You can change the folder structure according to your own needs and preferences and give



Recording equipment

Drums Heads & Drumsticks

- Remo Ambassador Coated heads was used as the batter head and Ambassador Clear on the bottom head.
- Sticks were Vic Firth American Classic Extreme 5B.

The tuning of the snare

We tuned the snare to a quite high pitch to capture the drum's distinctive tone. The snare has an excellent ringing edge tone from the metal shell. It can be returned in 2box Editor to different pitches. All hits was done in centre of the snare to create a hard and "open" sound perfect for rock

Microphones

Snare Top

- Ehrlund EHR-D, Audix 51, Telefunken m80

Snare Bottom

- AKG C 452 EB Cardioid SDC

Overhead

- Ehrlund EHR-D (stereo pair)

Ambience Front

- Ehrlund EHR-M (stereo pair), Royer Labs R-121

Ambience Rear

- DPA 4091(stereo pair)

Room

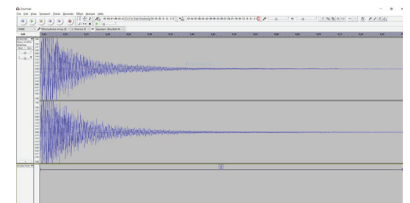
- Ehrlund EHR-D(stereo)



We also used another 16 ambient microphones placed on the surrounding DW Gold X Kit.

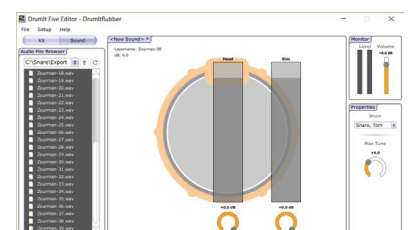
Sampling & processing information:

The sampling process included play a bunch of hits from light to hard and we repeated the process five times - 122-123 hits in total on the snare head. This created a whole library with hit variations. Then we added five edge hits times five – creating 38-65 edge hits and cross-stick hits. All together, a library of about 180 hits per snare sound.



All sampling was done at 96KHz with 32 bits in Avid Pro Tools. All microphones went through real hard-ware pre-amps from Neve 1373 pre-amp & EQ & Crane Song Spider mic-preamplifier. The sounds were then bounced in five stereo channels [Snare Top, Bottom, OH, Ambience and Room] in 2box format e.g. 16 bits, 44,1Khz. All channels were then remixed using Logic Pro X. We also need to mention the fantastic Swedish Microphones from Ehrlund which take the sample sounds to a new clear and crisp level! (They have a triangle based capsule instead of a circle which really makes a difference)

The sounds were then automatically transient chopped into separate .wav files to create sound layers using Audacity software. All wave files were then compiled using the 2box DrumIt Editor 1.06 to create the dsnd files. The 2box DrumIt Editor is a more advanced tool than it appears on the surface. It can handle up to 127 different layers and is automatically indexing the layers based on peak amplitude. If two layers have the same amplitude the software



compensates this by rising one of them 0.1dB in amplitude. The 1.06 editor supports handling of 3 zone snares.

The snare is recorded without any added extra EQ or effects. The only added EQ are found on the rear ambience channels to create some extra “oomph” in the sound. This effect was created by the plug-in Kush Clariphonic DSP Parallel Mastering EQ. Finally, to add and create some more room feeling (perfect when using the snare in PA environment for live performance), we created the snare sound with three dif-ferent room characteristics. A dry, a middle DRY and when in a big room.



The original drum room at Big Jambo Studios for recording the snare was around 3x3x2m plus hall and stairs, so the actual room environment was a bit limited. To create a real “room feeling”, the plugin Altiverb 7 XL was used and a slightly modified room environment preset created from the Teldex Orchestral Re-cording Studio in Berlin Essex – this studio in Germany is normally a scoring stage for orchestras with a very deep sound. As a bonus, the XLN Audio Retro RC-20 plug-in was used on the SEMI DRY sample to create a warm, cozy feeling of vintage recording equipment. A bit compression was added on the room microphones for the Retro Color Sounds. In version two we have been using the XLN Audio plugin Drum Shaper - a fantastic tool!

Room settings using Altiverb 7 XL/Logic Pro X Space Designer

- Dry: (Jounis Drum Room 3x3x2m) + Ambience, Upper & Under
- Semi DRY: Teldex Orchestral Recording Studio, Berlin
- Wet: Teldex Studio Berlin GmbH - Studios (Ambience) Scoring Stage 19 m + Space Designer 1,8s Room
- RETRO COLOR, a special edition of the SEMI DRY sample and using XLN Audio Retro Color Plug-in RC-20 to create a mix of warm tubes + some space + compression.
- Two separate remixes of the snare can be found on the 2box DrumIt Three modules pre-installed library. (These sounds combines Head/Rimshot and Crossticks)

Credits

Jouni Nemi / Big Jambo Studios/DRUM FORCE, Allan Leibowitz at digitalDrummer, 2box, Ehrlund Microphones, Endre Husar, Rik van der Bruggen and all users at the unofficial 2box forum.

Links

- [Big Jambo Studios / Drum Force](#)
- <http://www.2box.se>
- <http://www.2box-forum.com>

digitalDrummer
www.digitaldrummermag.com

Copyright & Trademarks

Copyright © 2015-2020 Zourman.com. All rights reserved. No part of this publication may be reproduced in any form without the written permission of Zourman. Roland FD-7, FD-8, FD-9, VH-11, VH-12, VH-13, CY-15R and CY-13R are a trademarks of Roland Corporation. 2box and DrumIt Five & Three are trademarks owned by 2box AB. LUDWIG is a trademark of Conn-Selmer, Inc. All other trademarks and registered trademark used in this manual are the property of their respective owners and are mentioned for reference and identification purposes only. The snare sound is copyrighted by Zourman Drums/Big Jambo Studio. *Please do not condone to illegal sharing or violation of intellectual property by sharing this samples.*

More information

Website: <http://www.zourman.com> or email address: info@zourman.com FB: <http://www.facebook.com/zourmandrums> This manual can be downloaded from [zourman.com](http://www.zourman.com)